

power.com H.C

Valve regulated lead-acid batteries

Typical applications:

- Uninterruptible power supply (UPS)
- Telecommunications
 - Mobile phone stations
 - BTS-stations
 - Off-grid/on-grid solutions
- Security lighting



Similar to the illustration

Your benefits:

- Maintenance-free regarding water refilling – due to Absorbent Glass Mat-technology
- Very good high-current capability – low investment costs due to innovative electrode structure
- Very good space utilization – due to maximum energy density

Type overview **power.com** H.C

Capacities, dimensions and weights

Design life: 10 years

Type	$C_{20}/1.75\text{ V}$ Ah @ 25 °C	$C_{10}/1.75\text{ V}$ Ah @ 25 °C	$C_1/1.60\text{ V}$ Ah @ 25 °C	Weight kg	Length L mm	Width W mm	Height H mm	Pole Type	Fig.
power.com H.C 12189 ^{*)}	7	7	5	2.4	65	151	100	A	1
power.com H.C 12245 ^{*)}	9	8	6	2.7	65	151	100	A	1
power.com H.C 12315 ^{*)}	12	11	8	3.8	98	151	101	A	1
power.com H.C 12473	18	17	12	5.5	181	77	167	B (M5)	2
power.com H.C 12630	26	24	16	8.0	166	175	125	B (M5)	2
power.com H.C 12607	28	26	18	9.1	166	125	175	B (M5)	2

C_{20} , C_{10} and C_1 = Capacity at 10 h, 5 h and 1 h discharge

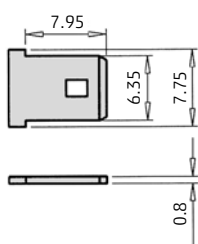
^{*)} Attention: The batteries may only be used for industrial purposes. Use for non-industrial purposes is excluded.

Design life: 12 years

Type	$C_{10}/1.80\text{ V}$ Ah @ 25 °C	$C_5/1.75\text{ V}$ Ah @ 25 °C	$C_1/1.60\text{ V}$ Ah @ 25 °C	Weight kg	Length L mm	Width W mm	Height H mm	Pole Type	Fig.
power.com H.C 12748	33	29	20	10.2	195	130	159	B (M6)	3
power.com H.C 12907	40	35	25	12.8	197	165	170	B (M6)	2
power.com H.C 121021	45	39	28	13.7	197	165	170	B (M6)	2
power.com H.C FT 12-55	55	48	34	17.5	277	106	221	B (M6)	4
power.com H.C 124600	200	175	124	65.0	500	226	235	B (M8)	4

C_{10} , C_5 and C_1 = Capacity at 10 h, 5 h and 1 h discharge

Pole Type A



Pole Type B

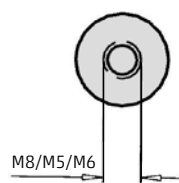
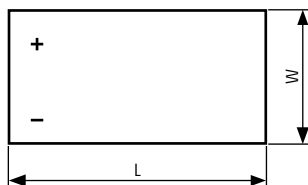
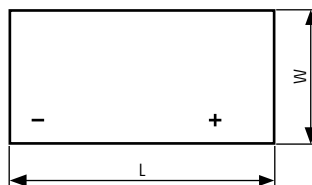


Fig. 1
Flachstecker



power.com H.C 12189
power.com H.C 12245
power.com H.C 12315

Fig. 2
M5/M6




power.com H.C 12473
power.com H.C 12630
power.com H.C 12607
power.com H.C 12907
power.com H.C 121021

Fig. 3
M6



power.com H.C 12748

Fig. 4
M6/M8



power.com H.C FT 12-55
power.com H.C 124600

Optimal environmental compatibility – closed loop for recovery of materials in an accredited recycling system

